

INNOVATIONS 2023

THE ARCHITECTURAL KITCHEN

LEICHT[®]

CONTENTS

WELCOME	02-03
CONTINO E12	04-13
KYOTO	14-17
NEW COLOURS AND DECORS	18-21
UNITS AND ACCESSORY SURROUND	22-23
WORKTOPS	24-25
HANDLES	26
SINKS AND TAPS	27
DISCONTINUATION	28

A LEICHT kitchen realises the idea of designing a kitchen as a holistic, functional and timeless living space. The kitchen is of central relevance to people of all cultures as a place of encounter and communication as well as of the preparation of food.

For us, the kitchen area and the type of furniture within it are an essential part of the architecture. The right balance of proportions, the visible surfaces of a kitchen, the volume ratio of the various pieces of furniture as well as the material and colour are of elementary importance for the timeless attraction of the kitchen. If these aspects are in harmony with each other, the kitchen is an integral part of the interior design.

The variety of surfaces and the variability in the dimensions of the LEICHT furniture create the basis for the planning freedom necessary to meet this demand.

This individuality and diversity in the product is the prerequisite for follow-up planning in the adjacent living spaces of a home. LEICHT thus creates the planning freedom for the design of the interior as well as the entire interior architecture.

CONTINO E12

HANDLE-LESS ELEGANCE WITH FRONTS WITH A MATERIAL THICKNESS OF 12 MM



With our new CONTINO E12, we are offering a furnishing concept the design of which is characterised by delicacy and minimalism. The different lines of CONTINO E12 result from its minimal front thickness of just 12 mm in combination with our tried-and-tested, integrated recessed handle concept so that the materiality of the slender fronts can be experienced visually and haptically.

There are two programmes available:

CLASSIC-FS-C12

Programme number: 613
Price group: C5
Front thickness: 12.5 mm

Lacquered front on high-density fibre-board. The front and reverse in super matt lacquer, with a pleasantly velvety surface feel. Edges all around with a narrow radius.

ALURO-C12

Programme number: 684
Price group: C8 + 10%
Front thickness: 12 mm

Front aluminium coated both sides, 0.8 mm thick with anodized colour finish. Carrier medium MDF all round with chamfered aluminium edge in the same material.



MINIMALISTIC AESTHETIC



The reduced material thickness of just 8 mm on the M8 pullout system harmonises perfectly with the slender front of CONTINO E12. The 8 mm aluminium fronts of our inner drawers and pullouts also harmoniously complement the slim-line front ranges.

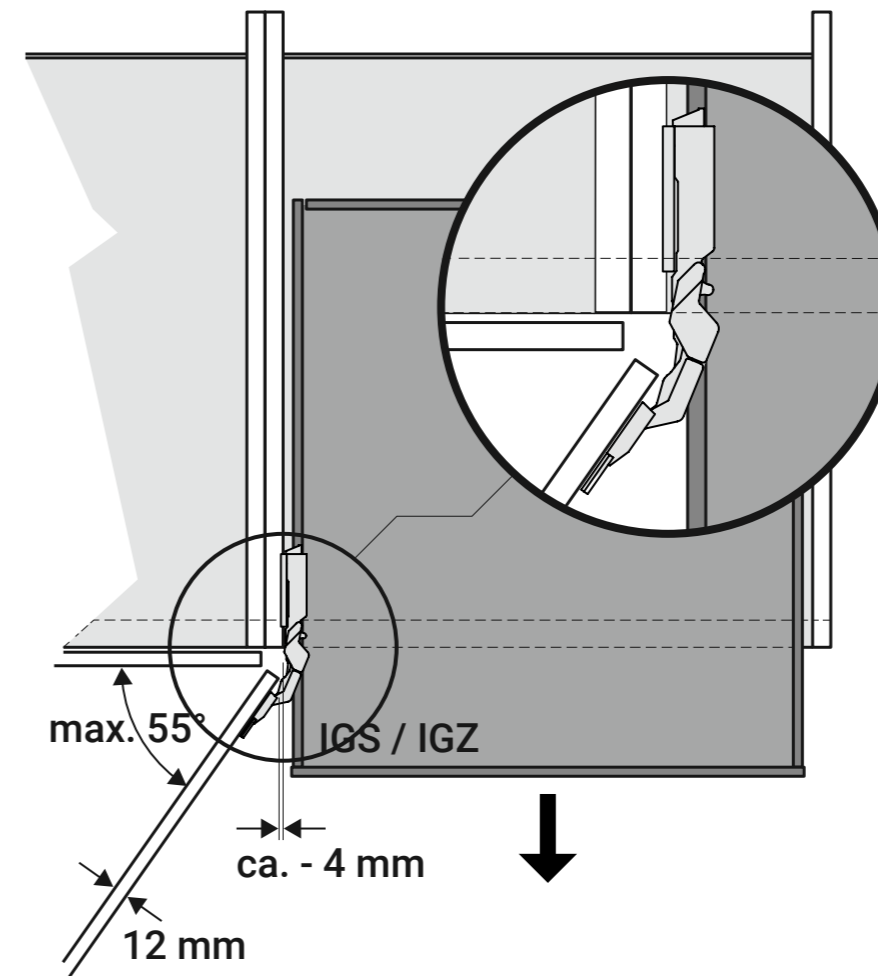
PULLOUT SYSTEMS/CARCASE COLOURS

M8 interior frame:
Frame and carcass always in the combination 061 carbon metallic / K 284 carbon grey

L3 and M3:
Frame and carcass optionally in the combinations 060 silver grey metallic / K 273 platinum or 061 carbon metallic / K 284 carbon grey



HINGE TECHNOLOGY



The hinge has a negative door projection of approx. 4 mm for installing inner drawers and pullouts.

C12 DOOR HINGE

Due to the front thickness of 12 mm, we use special hinge straps for CONTINO E12. The hinge straps with a rotation angle of 125° have a negative door projection. This makes it possible to have full-width inner drawers and pullouts.



CONTINO E12 TYPE SPECTRUM AND ACCESSORY SURROUND



For CONTINO E12, we offer you virtually the complete type range of our floor units as well as the correspondingly strong accessory surround in the two designs AL (aluminium) and FS (super matt lacquer). Units of the CONTINO variant C1 with just one recessed handle under the worktop are available both with a mechanical

and electric opening system (in the latter case, the spring buffers are embedded in the carcass side instead of in the front).

particular, our 12 mm ceramic worktops and our compact worktops with a total thickness of just 10 mm are suitable for this purpose.

To match the front thickness of the CONTINO E12 programmes, we recommend using correspondingly slender worktops for planning purposes. In

TYPE SPECTRUM

Only floor units with pullouts, drawers and doors

C1 front split possible
Mechanical and electric opening systems can be planned

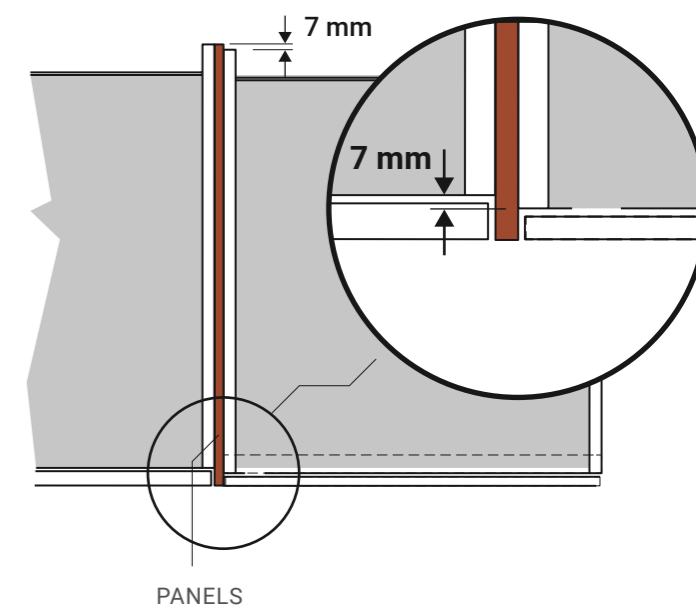
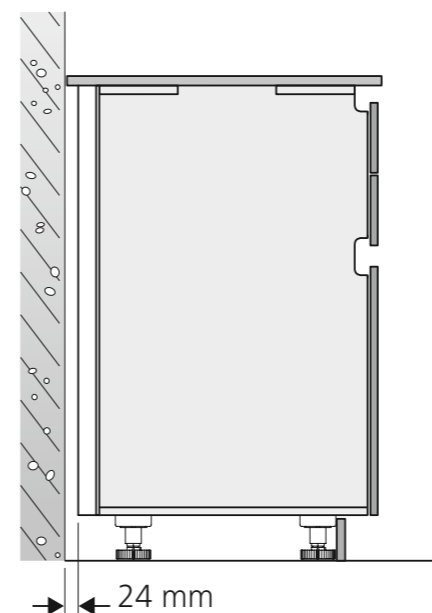
All standard panels (exception see right)

UNITS NOT AVAILABLE

- Programme glass
- Sliding door units CTSS...
- Diagonal corner units CTED..., CTEDSP...
- Carousel corner units CTE...K
- Hob unit housing units CTH...
- Floor unit panel with shelf CTW15 ...
- 45° mitre end panels CTW5 ...K45
- 45° chamfered edges AN 5K45



PLANNING AND ASSEMBLY INSTRUCTIONS



WALL CLEARANCE:

Floor units must be planned and fitted with a wall clearance of 24 mm to ensure that the front is flush with the worktop.

This applies to worktops with a depth of 60 cm. In the case of greater depths, adjustments must be made to suit the respective worktop depth.

For aesthetic and functional reasons, we recommend a worktop depth of 70 cm. This generally provides sufficient web width to the wall side for cutouts.

ADJOINING UNITS:

In the case of the combination of C12 units with CONTINO or PRIMO units, with standard front thickness, the C12 units must be pulled forward by approx. 7 mm to ensure the fronts are flush. The cupuses then stand next to each other with this offset. To avoid the appearance of offset carcass edges and recessed handle joints, it is therefore imperative that this transition is planned with side panels.

ICONIC SHELVING SYSTEM



This shelf unit from our current CONTINO E12 photo kitchen, which is planned high and in its own way is iconic, gets its special effect from the special type of backlighting. For this purpose, the rear edges of the shelves are grooved and fitted with a silicone cast LED tape.

The distance of 5 cm to the wall required for the lighting effect is achieved using dowelled spacers of the same design. The groove for the LED tape and two spacers are included in the special panel articles W3W...SLED. Two spacers are installed per panel at the top and bottom end.

Maximum dimensions of the shelves
 Depth: min. 250 mm, max. 682 mm
 (plus spacers 50 mm)
 Height: min. 600 mm, max. 2,550 mm
 Width: min. 250 mm, max. 1,167 mm

The LED tapes are delivered in lengths of either 3 or 6 m. In the case of stacked shelves, we recommend using a continuous LED tape for the entire length in order to get by with one power supply unit. The LED tapes are installed on site.

Silicone LED tapes can be dimmed and their colour temperature regulated.

For power supply and control of the 24 V LED tapes via radio, the collection now includes a 2-pole power supply and power extension sets. These are identified by an H at the beginning of the type:
 Power supply set H24 ...

Power supplies are available with 40 W and 75 W as well as radio receivers and 200 cm supply cable.

ORDER TYPE ICONIC SHELVING SYSTEM

W3W ..Depth.. SLED
 Describes a panel in the selected depth with a groove for an LED tape and two spacers

SLED 300 / SLED 600
 Order types for the LED tapes in the relevant standard length. LED tapes are easy to cut to length using a knife.

The groove for accommodating LED tapes also exists even if the shelf is ordered without lighting.

When planning measurements, the depth of the spacers, 50 mm, must be added to the selected shelf depth.



KYOTO

NEW PROGRAMME AND PLANNING PRINCIPLE



KYOTO is a programme and planning principle inspired by the sensuality of Japanese craft culture. The essential design feature is the well-thought-out planning approach of using panels, shelves and horizontal solid wood gripail profiles and the resulting spatial lattice structure, which, on the one hand, creates natural, traditional-looking real wood furniture, but, on the other, also radiates simple, urban modernity.

This special combination of smooth veneer fronts and a structure-giving wooden accessory surround has its very own charm in comparison to conventional planning with wooden frame programmes and, in addition, offers the advantage of veneer finishing with matching graining.

The solid wood gripail profiles are assigned according to the front colour (oak 660.319 / walnut 660.320) and positioned at the factory.

Along the carcass line and in wall units, the gripail profiles are set at a distance of 2 cm from the top/bottom edge of the front; in all other cases, they are positioned directly on the front edge to make the horizontal front joints disappear in the overlying lattice structure.

KYOTO
PRIMO, programme number: 272
Price group: 6
Front thickness 19 mm

Real wood veneer front with naturally vivid grain either in brushed oak or walnut, with a vertical grain pattern.

All-round genuine wood edge, natural matt, transparent water-based lacquer-system surface sealing.

Solid wood gripail profile in the same design in terms of material, without a surcharge. No other handles permissible!



PLANNING TIPS FOR KYOTO

PANELS

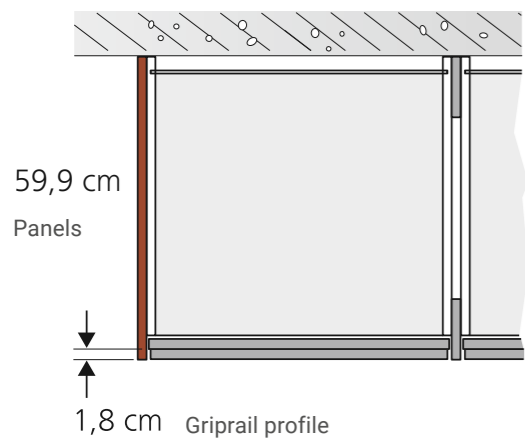
Panels are a shaping element of KYOTO and form a protruding grid level together with the grip rail profiles and the top and bottom shelves.

WALL UNIT



PANEL HEIGHT

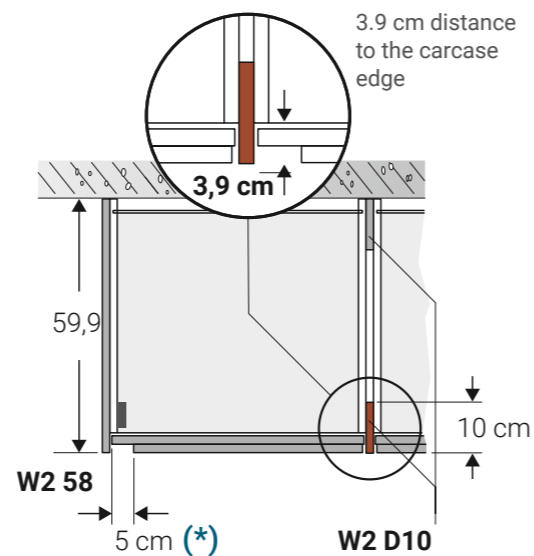
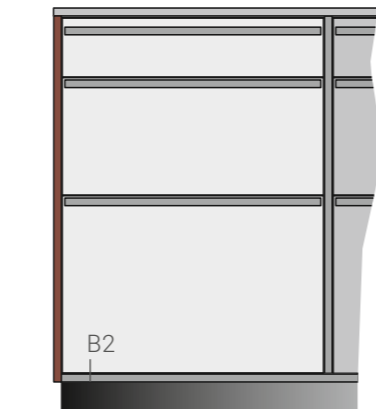
Side end panels cover the carcass side and the lower and/or upper finishing top. The length of the panel must be extended by the material thickness of the B2 shelves (16 mm each).



PANEL DEPTH

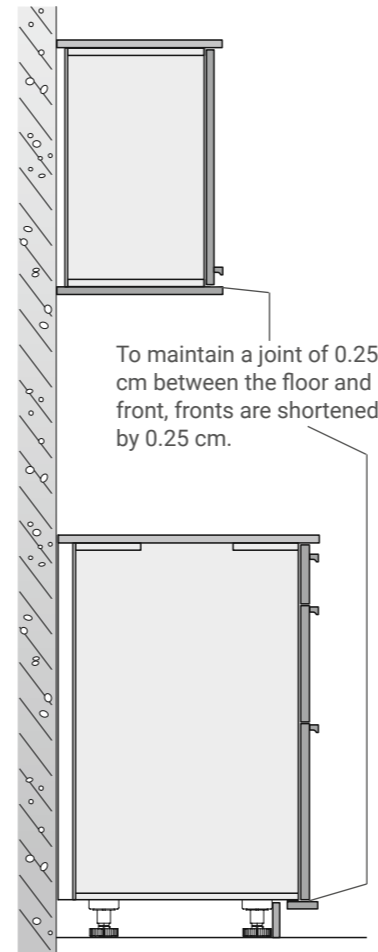
For the panel depth, the additional handle height of 18 mm must be taken into account, normally resulting in a total depth of 599 mm.

FLOOR UNIT



INTERMEDIATE PANEL W2 D10

Separate W2 D10 intermediate panels, just 10 cm deep, are available for the space between units. These panels are the same height as the carcass. The assembly of this intermediate panel is 3.9 cm forward of the carcass edge. .



POSITION OF JOINTS TO THE BOTTOM SHELF

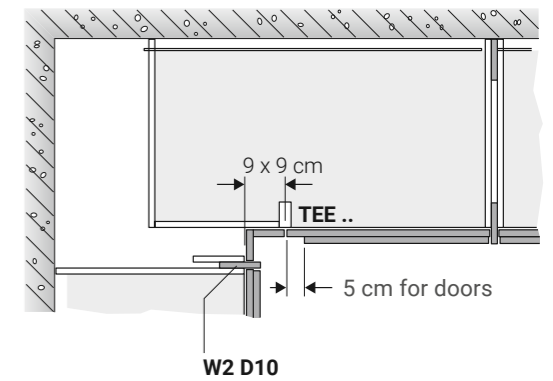
In order to guarantee a joint distance of 2.5 mm to a B2 shelf, the relevant lower front of a unit is automatically shortened by 2.5 mm at the factory.

POSITION REAL WOOD GRIPRAIL PROFILE (*)

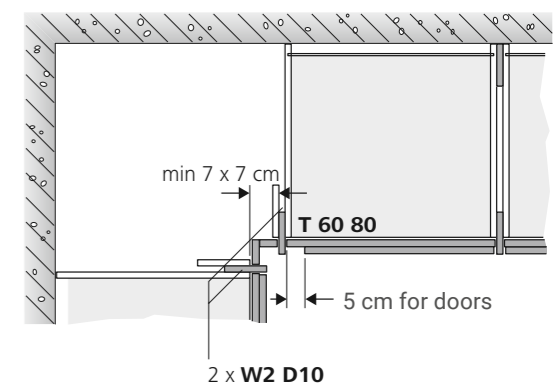
For drawers and pullouts, the grip rail profiles correspond to the front widths; for doors, they are shortened by 50 mm on the hinged side to avoid collisions. This could lead to an unusual grip position appearance and should be taken into account in your planning.

If the width of a unit is changed, we reserve the right to deliver the fronts undrilled and to supply the next largest handle loose. Grip rail profiles are part of the programme and therefore included in the price.

INSERTED CORNER UNIT WITH ANGLE BLENDER AND W2 D10



CORNER BLENDER TPE.. WITH W2 D10



Inserted corner units are planned with the standard corner blender TPEEW ... of the inserted corner unit and a W2 D10 intermediate panel.

Corner blenders TPE ... are planned on both sides with an intermediate panel W2 D10.


TYPES NOT AVAILABLE WITH KYOTO:

- EVO units
- P1 units
- Diagonal units
- Slide-away door units
- Storage centre
- Cookware centre
- Corner wall units OE
- Wall units with swing door
- 45° chamfered edge AN K45
- Carousel units
- Units with wide-angle hinge

NEW COLOURS AND DECORS



NEW COLOURS AND DECORS



122 nimbus

A fresh, pure white for the Fenix® programme F 45, which we previously had in our range under the colour designation KM 120 frosty white, but which we transferred from the 120 colour group to a separate shade due to increasing colour differences on the part of the manufacturer. Alongside the KM version of 122 nimbus, it also comes in FS lacquer for the accessory surround and a powder coating paint for coating handles.

Programmes:
F45 | CLASSIC-FS | CARRÉ-FS | VERVE-FS



140 boreal green

The pleasant shade of green, particularly in combination with the smart matt Fenix® surface, has a spacious and discreetly calm colour effect. A dark basic tone, which as an alternative to black slate or carbon grey, bathes the surroundings in a pleasant green without being obtrusively colourful. Ideal in the background, against which dark, warm woods or metallic surfaces and accessories are particularly effective.

Programmes:
F45 | CLASSIC-FS | CLASSIC-FS | CARRÉ-FS | VERVE-FS | AVENIDA | LARGO-FG | IOS | IOS-M



232 olmo grigio

The subtle pore but nevertheless lively grain of elm is carried by an extremely natural synchronous structure in this decor. The discreet, greyish wood decor with a slight tendency towards green fits perfectly into our plain colour world and visually is a high-quality but attractively priced planning option.


Programmes:
SYNTHIA



319 alpine natural oak

A modern interpretation of the natural colour of European oak with expressive, vertical veneer structure and grain pattern. Alpine natural oak offers a simpler, crack-free real wood alternative to our existing oak colours, but reveals the full natural spectrum of oak in the form of clear pores, colour changes, gnarls and wide cut florets.

Programmes:
TOPOS | KYOTO



320 walnut natural

Vertical veneer walnut with matching grain that highlights the authentic characteristics of this species of tree. In addition to contrasting, striped sections, an attractive partial cathedral effect and a natural ripple are also recognisable in the veneer composition, resulting in an overall homogeneous grain pattern that is nevertheless full of character.

Programmes:
TOPOS | KYOTO

UNITS AND ACCESSORY SURROUND



INTERIORS IN THE SAME COLOUR

When viewed from the top and bottom, all shelf and unit carcasses listed with a choice of interior finish will in future be manufactured in the same colour on the outside as on the inside. The optionally combinable visible side designs remain unaffected by this. This design change means that interior versions can also be ordered in KM (Fenix®) in future.

If carcass-grey bottom or top views are desired (e.g. for reasons of a homogeneous bottom view with neighbouring wall units), these can be changed to the carcass colour predefined in the order header free of charge via the change type AN KORP AUS.



ROLLER SHUTTER UNIT IN BLACK

The expansion of our glass roller shutter units, which we equipped with new interior designs for the last collection, is progressing. All types are now also available with black or matt black glass blinds.

New glass design:
277 GAS black glass transparent
286 GAM black glass matt



UNITS IN WIDTHS OF 70 AND 40 CM

Increasingly sophisticated and individual planning inevitably requires more differentiated planning module dimensions. With this in mind, we have expanded our range of types to save you additional modification effort and costs. In concrete terms, this means that in future 70 cm wide units will also be available in a wide range in all floor unit chapters and the tall units, with a few exceptions, will be extended by a planning width of 40 cm.



EXTENSION OF THE EE MIDWAY UNITS

For more extensive planning with midway corner units also outside the corner, we are now listing further types up to 100 cm. Since this type of unit often remains open during kitchen use, EE midway units can also be ordered with an interior finish in future.

New widths:
EE 80 ...
EE 90 ...
EE 100 ...

WORKTOPS



KH 232 olmo grigio
Surface with a light wood structure




K 138 fossil grey
New colour for compact material AP KP1 ...



KM 140 boreal green




Natural stone all colours 6 cm thick
AP GR 6 ...



KM 122 nimbus

HANDLES



Bow handle 528/529...

Variant of our BOSSA handle with smooth base and drilling size of 160 mm for universal planning on all PRIMO programmes.



Bow handle 550...

Colour extension 284 carbon grey and 286 black slate for one of our most successful handle models, coordinated with the soft-matt surfaces of the programmes F 45 and BONDI.

SINKS AND TAPS



BLANCO

The following Silgranit sinks are being launched:

Sinks:
Naya 45
Naya 5
Naya 6
Naya 9 XL

Accessories:
Naya remote control pop-up



FRANKE

The following Fraganit sinks and taps are being launched.

Sinks:
Maris 610-37a
Maris 610-52A
Maris 610-72A
Maris 210-37A
Maris 210 52A
Maris 210-72A

Tap:
Atlas Neo PVD
Atlas Neo PVD with pullout spout
Centro black matt
Centro black matt with pullout spout

Accessories:
Black Collection replacement set for visible parts

DISCONTINUATION

This page is an overview of the most important articles being discontinued in 2022/23.

PROGRAMMES AND COLOURS

215 SIRIUS

BG 284 carbon grey

218 ORLANDO

KH 368 tennessee walnut

220 MARMO

VI 210 marmobianco

222 SYNTHIA

KH 233 antique oak

253 F 45

KM 120 frosty white

415 SIRIUS-A

BG 284 carbon grey

418 ORLANDO-A KH

368 tennessee walnut

420 MARMO-A

VI 210 marmobianco

422 SYNTHIA-A

KH 233 antique oak

453 F 45

KM 120 frosty white

715 SIRIUS-C

BG 284 carbon grey

718 ORLANDO-C KH

368 tennessee walnut

720 MARMO-C

VI 210 marmobianco

722 SYNTHIA-C

KH 233 antique oak

753 F 45

KM 120 frosty white

815 SIRIUS-E

BG 284 carbon grey

818 ORLANDO-E KH

368 tennessee walnut

820 MARMO-E

VI 210 marmobianco

822 SYNTHIA-E

KH 233 antique oak

853 F 45

KM 120 frosty white

ACCESSORY SURROUND COLOURS

VM 210 marmobianco

KH 233 antique oak

KH 368 tennessee walnut

CARCASE EDGE COLOUR

K 665 Glass effect

K 210 marmobianco

KH 233 antique oak

KH 368 tennessee walnut

DECORS FOR WORKTOPS

K 210 marmobianco

KH 233 antique oak

KH 368 tennessee walnut

KM 120 frosty white

WORKTOP EDGE DESIGNS

MGV A 422 stainless steel colour

VS 405 stainless steel

KG 407 aluminium

KH 427 multiplex

SINKS: BLANCO

SPL 60 100 E - Classimo XL 6 S-IF

FRANKE

SPL 60 75 E Hydros HDX 254

SPL 30 5 E / SPLI 30 5 E Box BXX 210/110/16

SPL 60 67 E / SPLI 60 67 E Box BXX

260/36/16 TL

SPL 45 3 G STRATA STG 614 78

SPL 60 98 E Mythos MYX 210-50

SPL 60 97 E Mythos MYX 110-50

SPL 45 32 G Maris 39A

SPL 60 112 G Maris 54A

SYSTEMCERAM

The colour 518 sc siena is being discontinued

GESSI

Complete

HANDLES

440.405 Metal bow handle

556.306 Metal bow handle

556.405 Metal bow handle

580.405 Metal bow handle

153.300 Metal knob

640.405 Bar handle (see 440.405)

ARTICLE BEING DISCONTINUED

- Combo cutlery system complete

- Accent glass floor units

- End tall unit HAW*

- End tall unit with glass insert HAW*PG

- Slat appearance plinth blender

- Console shelf Kob*

- Parapet unit BS*

- LEA - switch to LEAH

- Tablet holder TPCH* (Domo variant to be retained)

- Beech cutlery system, HBARDO 58, spice jar insert

